



## AGI Portable Product Launch – FX<sup>4</sup> SP Conveyor and FX<sup>4</sup> 18S Conveyor



*Images with Cutlines, Videos and Product Sheets for Media Use*

### Contact:

Agnes Schafer, AGI Director Public/Media Relations, [agi.schafer@aggrowth.com](mailto:agi.schafer@aggrowth.com)

Teresa Zimmer, AGI PR, [teresa.zimmer@c.aggrowth.com](mailto:teresa.zimmer@c.aggrowth.com)

Find the press release at: <https://www.aggrowth.com/en-us/media/news-releases/2025/AGI-Launches-New-FX4-Conveyors>

<p><b>Images with Cutlines:</b></p> 	<p><b>AGI FX<sup>4</sup> SP Conveyor</b></p> <p><i>The AGI FX<sup>4</sup> SP Conveyor is designed for mobility and ease of use, featuring a self-propelled mover kit with hydraulic steering and rugged all-terrain tires for easier bin access and tighter turning radius.</i></p>
	<p><b>AGI FX<sup>4</sup> 18S Conveyor</b></p> <p><i>The AGI FX<sup>4</sup> 18S is a high-capacity electric conveyor built to move up to 10,500 BPH with a 12 ¾" tube and 18" belt, a 43% increase over the FX<sup>4</sup> 15S.</i></p>
<p><b>Videos:</b></p> 	<p><i>AGI Batco FX<sup>4</sup> SP Conveyor product highlight video -</i>  <a href="https://www.youtube.com/watch?v=LRqakbwxmL0">https://www.youtube.com/watch?v=LRqakbwxmL0</a></p>



AGI Batco FX<sup>4</sup> 18S Field Loader Top Drive Conveyor product highlight video –  
<https://www.youtube.com/watch?v=tAuborQHcGY>

**Product Sheets:**



AGI Batco FX<sup>4</sup> SP Conveyor product sheet – see PDF



AGI GrainMaxx GFX<sup>4</sup> SP Conveyor product sheet – see PDF

### HUTCHINSON HFX<sup>4</sup> SP

10" tube  
15" belt  
Up to 8,000 BPH  
39' | 44' | 49' lengths

The HFX<sup>4</sup> SP is built to move—and now, with a trusted mover kit, it delivers efficient, on-the-go grain handling from bin to bin.

#### No-nonsense discharge head

Grain flows straight down from the spout.

#### Pinch roller design

Allows for easier assembly, better belt traction and improved efficiency.

#### Drive

Comes gas or hydraulic with a 37 HP Vanguard engine.

#### Features

##### FLTD - Field Loader Top Drive

Parallel hopper cloth strips 33 1/2" wide for the full working length.

Drive roller and pinch roller track together and are easier to access with a removable top plate.

##### Self-propelled mover kit

Hydraulic steering and support of terrain bins for easier bin access and tighter turning radius. Makes moving around the yard easy with no lifting.

##### Hopper and under hopper skid plate

Includes a pinning and plate protecting the bottom of the belt from debris damage, and making it easier for one person clean-out.

### WESTFIELD WFX<sup>4</sup> SP

10" tube  
15" belt  
Up to 8,000 BPH  
39' | 44' | 49' lengths

The WFX<sup>4</sup> SP is built to move—and now, with a trusted mover kit, it delivers efficient, on-the-go grain handling from bin to bin.

#### No-nonsense discharge head

Grain flows straight down from the spout.

#### Pinch roller design

Allows for easier assembly, better belt traction and improved efficiency.

#### Drive

Comes gas or hydraulic with a 37 HP Vanguard engine.

#### Features

##### FLTD - Field Loader Top Drive

Parallel hopper cloth strips 33 1/2" wide for the full working length.

Drive roller and pinch roller track together and are easier to access with a removable top plate.

##### Self-propelled mover kit

Hydraulic steering and support of terrain bins for easier bin access and tighter turning radius. Makes moving around the yard easy with no lifting.

##### Hopper and under hopper skid plate

Includes a pinning and plate protecting the bottom of the belt from debris damage, and making it easier for one person clean-out.

### BATCO FX<sup>4</sup> 18S

12 1/2" tube  
18" belt  
Up to 10,500 BPH  
39' | 44' lengths

The FX<sup>4</sup> now bigger, better and built to move up to 10,500 bph. This high-capacity electric conveyor is your go-to solution for fast, efficient bin unloads.

#### No-nonsense discharge head

Grain flows straight down from the spout.

#### 12 1/2" tube with an 18" belt

10,500 bph capacity, over 100 ft/h.

#### Lower profile collapsible hopper & handle

Makes it easier to move around bins and better maneuverability in tight spaces.

#### Features

##### Collapsible hopper

Parallel hopper cloth strips 36 1/2" wide for the full working length.

Cloth frame updated for improved collapsibility and enhanced durability.

##### Steel hopper

43 1/2" steel base for enhanced durability.

Rubber bin allows angle clearance beneath most bin unloads.

##### New pinch drive roller



4" wide belt loader in adverse conditions.

##### Larger drive roller

10" wide, 10,500 bph capacity made possible with the 12 1/2" tube and 18" belt (37 DSI up from 47C).

##### New steel hopper option

Heavy-duty, non-collapsible hopper option. No damage, no cables, no bins.

<div><div></div><div><div><b>HUTCHINSON</b> <b>HFX<sup>4</sup> 18S</b></div><div><div>12 1/4" tube</div><div>18" belt</div><div>Up to 10,500 BPH</div><div>39'   44' lengths</div></div><div><div>The HFX<sup>4</sup> now bigger, better and built to move up to 10,500 bph. This high-capacity electric conveyor is your go-to solution for fast, efficient bin unloads.</div></div></div><div><div><div><div><b>Features</b></div><div><b>Collapsible hopper</b></div><div>Parallel hopper cloth stays 36 1/2" wide for the full working length. Cloth frame updated for improved collapsibility and enhanced clearance.</div></div><div><div><b>Features</b></div><div><b>Steel hopper</b></div><div>43 1/2" steel base for enhanced durability. Rubber trim allows ample clearance beneath most bin unloads.</div></div></div><div><div><div><b>No-nonsense discharge head</b> Chain flows straight down from the spout.</div><div><b>12 1/4" tube with an 18" belt</b> 40% more capacity over 155 x 18".</div><div><b>Lower profile collapsible hopper &amp; handle</b> More clearance under bins, easier setup and better maneuverability in tight spaces.</div></div><div><div><b>New pinch drive roller</b> For reliable belt traction in adverse conditions.</div><div><b>Larger drive roller</b> To better handle higher capacities made possible with the 12 1/4" tube and 18" belt (2" OS, up from 4" OS).</div><div><b>New steel hopper option</b> Simple, rigid, non-collapsing hopper option. No springs, no cables, no fuss.</div></div></div></div></div>	<p>AGI Hutchinson HFX<sup>4</sup> 18S Conveyor product sheet – see PDF</p>
<div><div></div><div><div><b>WESTFIELD</b> <b>WFX<sup>4</sup> 18S</b></div><div><div>12 1/4" tube</div><div>18" belt</div><div>Up to 10,500 BPH</div><div>39'   44' lengths</div></div><div><div>The WFX<sup>4</sup> now bigger, better and built to move up to 10,500 bph. This high-capacity electric conveyor is your go-to solution for fast, efficient bin unloads.</div></div></div><div><div><div><div><b>Features</b></div><div><b>Collapsible hopper</b></div><div>Parallel hopper cloth stays 36 1/2" wide for the full working length. Cloth frame updated for improved collapsibility and enhanced clearance.</div></div><div><div><b>Features</b></div><div><b>Steel hopper</b></div><div>43 1/2" steel base for enhanced durability. Rubber trim allows ample clearance beneath most bin unloads.</div></div></div><div><div><div><b>No-nonsense discharge head</b> Chain flows straight down from the spout.</div><div><b>12 1/4" tube with an 18" belt</b> 40% more capacity over 155 x 18".</div><div><b>Lower profile collapsible hopper &amp; handle</b> More clearance under bins, easier setup and better maneuverability in tight spaces.</div></div><div><div><b>New pinch drive roller</b> For reliable belt traction in adverse conditions.</div><div><b>Larger drive roller</b> To better handle higher capacities made possible with the 12 1/4" tube and 18" belt (2" OS, up from 4" OS).</div><div><b>New steel hopper option</b> Simple, rigid, non-collapsing hopper option. No springs, no cables, no fuss.</div></div></div></div></div>	<p>AGI Westfield WFX<sup>4</sup> 18S Conveyor product sheet – see PDF</p>